



2014 Student Drug Use Survey

Alcohol and Drug Consumption by Youth in Warren County

Results from the Coalition for a Drug-Free Greater Cincinnati 2014 Student Drug Use Survey

Special thanks to:

- Charles H. Dater Foundation
- Cincinnati Children’s Hospital Medical Center
- City of Cincinnati Police Department
- Clinton County Family and Children First Council
- Hamilton County Mental Health Recovery Services Board
- Interact for Health
- Keith King, PhD, MCHES
- Local Coalitions
- Mercy Health Partners
- Ohio Department of Mental Health and Addiction Services
- Other organizations who facilitated the implementation of this survey
- PRIDE Surveys, Inc.
- School Participants
- Western & Southern Foundation

Topic summaries and regional key findings from 2000 to 2014 are available at www.DrugFreeCincinnati.org

Aggregate raw data in SPSS format is available on OASIS through www.OASIS.uc.edu

The Coalition for a Drug-Free Greater Cincinnati promotes drug-free environments for youth by enhancing partnerships to educate, advocate and support locally-based community mobilization.

The Student Drug Use Survey

The Student Drug Use Survey is a project of the Coalition for a Drug-Free Greater Cincinnati that provides in-depth analysis of the self-reported drug use patterns of area youth. Every two years, the Coalition implements the unprecedented Student Drug Use Survey to collect youth drug use data from seventh through twelfth graders throughout the 10 county Greater Cincinnati area. The survey is recognized across the region and nationally as a current and reliable source of validated information on local youth substance abuse and other health behaviors and is the largest of its kind in the country.

Measure	Alcohol	Tobacco	Marijuana	Prescription Drugs
30-Day Use (%)	15.1	8.8	9.5	4.2
Perceived Risk (%)	70.4	92.1	71.3	89.5
Parental Disapproval (%)	87.8	95	94.5	96.8
Friend’s Disapproval (%)	79	64.1	75.5	88.3
Avg. Age of First Use (%)	13.5	13.4	13.9	13.3

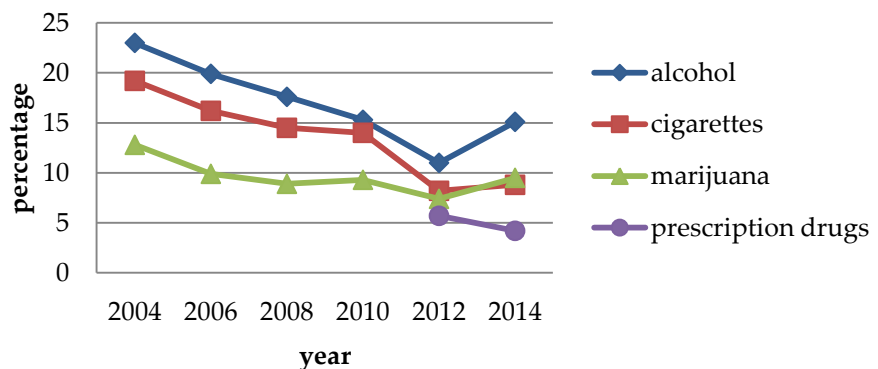
Demographics of Survey Respondents

The data is representative demographically of the region by grade/age, by gender, and by race. It represents a census of the Warren County Ohio Schools of 7th through 12th grade student population.

Methodology

A total of 14,627 seventh through twelfth grade students from Warren County, Ohio Schools completed the localized version of the PRIDE survey between 2008 and 2014. No sampling was conducted. Every student in school on the day the survey was administered completed the survey. No surveys were conducted outside of the school building.

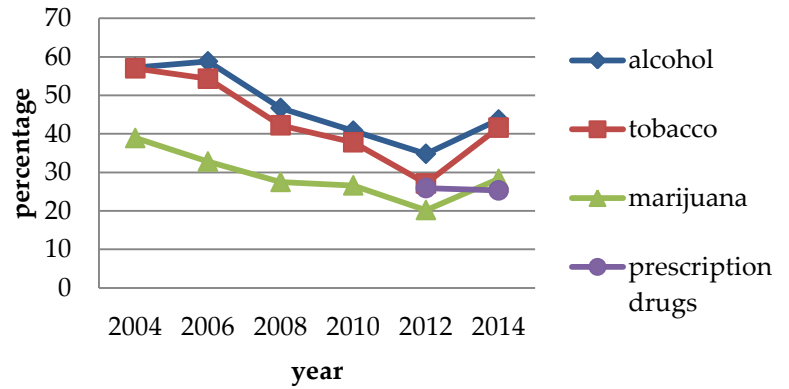
Past 30-day Use



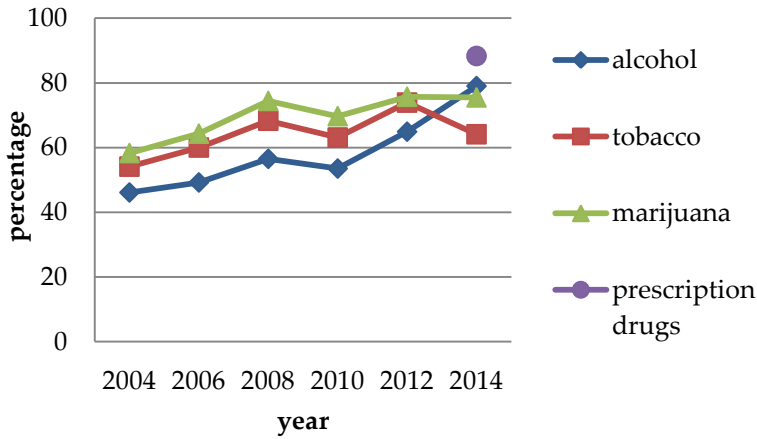
Facts and Figures

- Availability of prescription drugs is improving, whereas access to alcohol, marijuana and tobacco are easier to obtain.
- More than half of friends disapprove of alcohol, tobacco, marijuana and prescription drug use.
- Parental Disapproval did not show much change. Students perceive their parents would disapprove of their use of prescription drugs and tobacco more than alcohol and marijuana.
- Tobacco and prescription drugs are perceived more harmful to health than marijuana and alcohol.

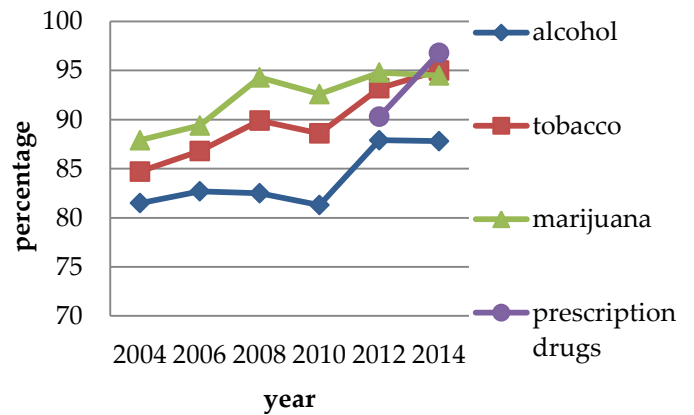
Ease of Availability



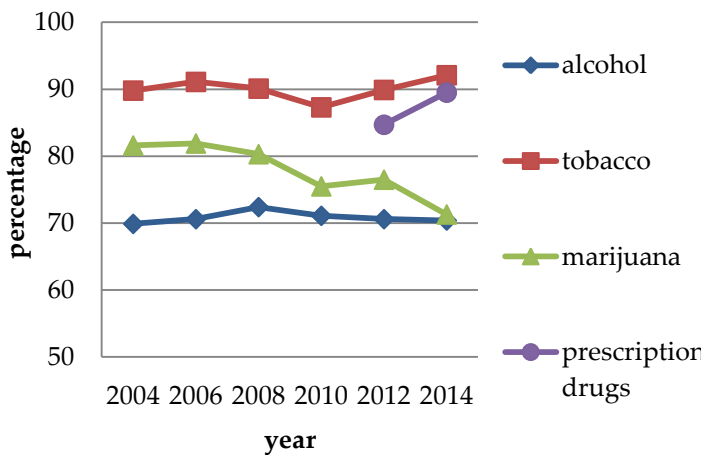
Peer Disapproval



Parental Disapproval



Perception of Harm



Age of First Use

